



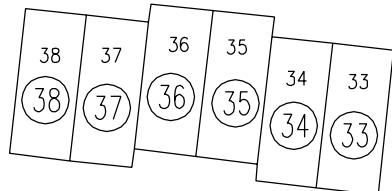
P.B.
171

JONES ROAD

P=4530.30
418.36

14

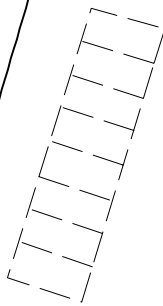
N88° 50' 53" W
121.30



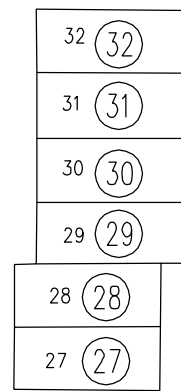
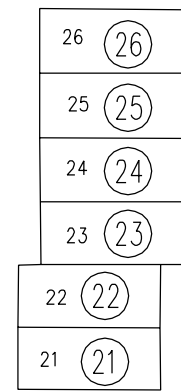
91.66
N1° 13' 59" E

N88° 46' 10" W
138.61

27



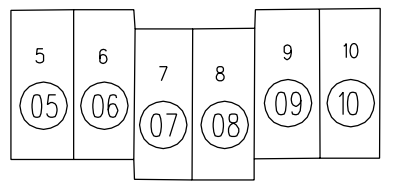
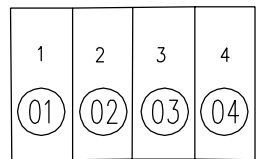
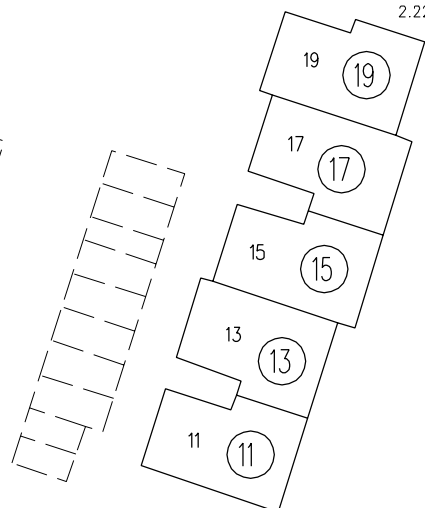
280
LOT 1
COMMON AREA
39
2.229AC.



163.53
N1° 13' 59" E

160'
N88° 46' 10" W

163.85
N1° 13' 59" E



236.73
N88° 46' 10" W

19

280

